



# INSTALLATION INSTRUCTIONS

Accessory

BACKREST (58 L)  
P/N 08L79-MKS-E00

Application

CRF1100A/A4/D/D4

Publication No.

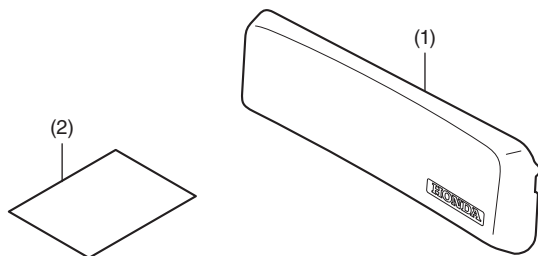
MII 17351

Issue Date

February 2020

**Honda Dealer: Please give a copy of these instructions to your customer.**

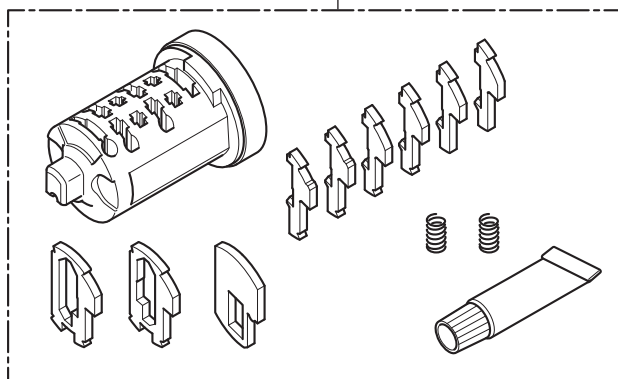
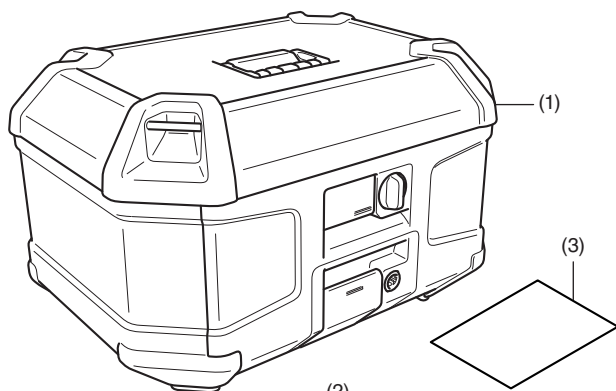
## PARTS LIST



No.	Description	Qty
(1)	Backrest	1
(2)	Installation Instruction URL	1

## TOP CASE (58 L)

Sold separately



For installation, refer to the  
Installation Instructions of accessory.

No.	Description	Qty
(1)	Top case	1
(2)	1 key inner cylinder (Wave key type)	1
(3)	Installation Instruction URL	1

## SUPPLIES REQUIRED

Isopropyl alcohol

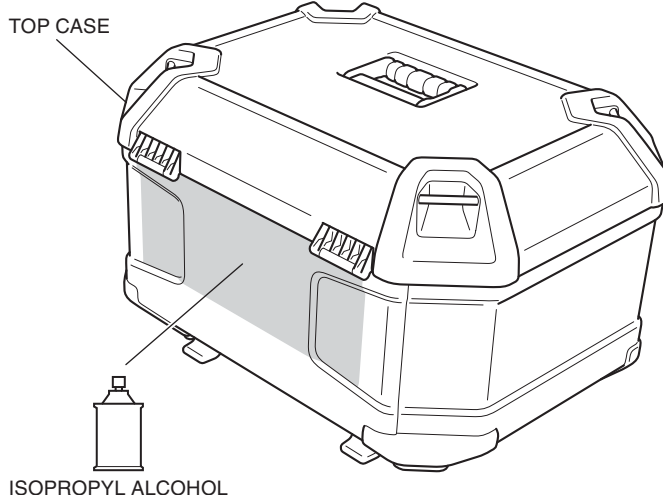
Shop towel

## INSTALLATION

### NOTE:

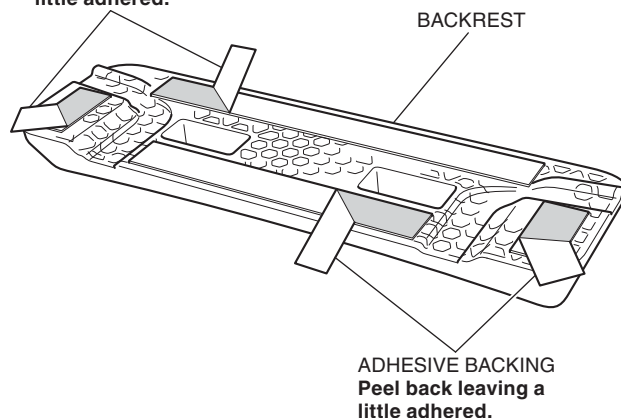
- Heat the bonding surfaces with a hair dryer if the ambient air temperature is below 70°F (21°C).
- The adhesive reaches full strength in 72 hours. Wait at least 24 hours before riding your motorcycle.

1. Clean the surface of the area shown using isopropyl alcohol.

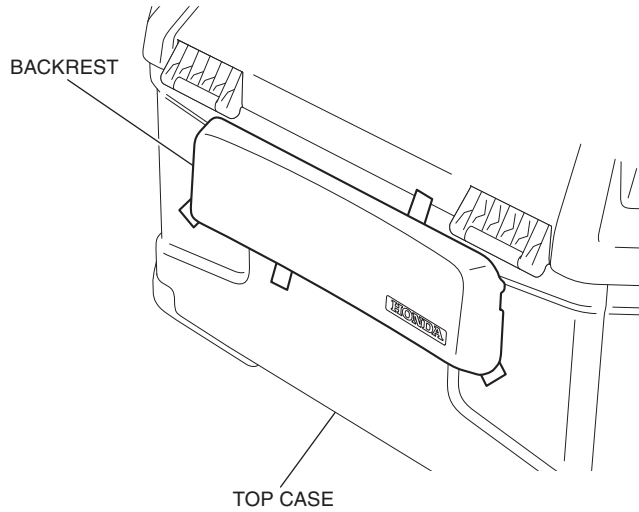


2. Peel off the adhesive backing on the backrest as shown.

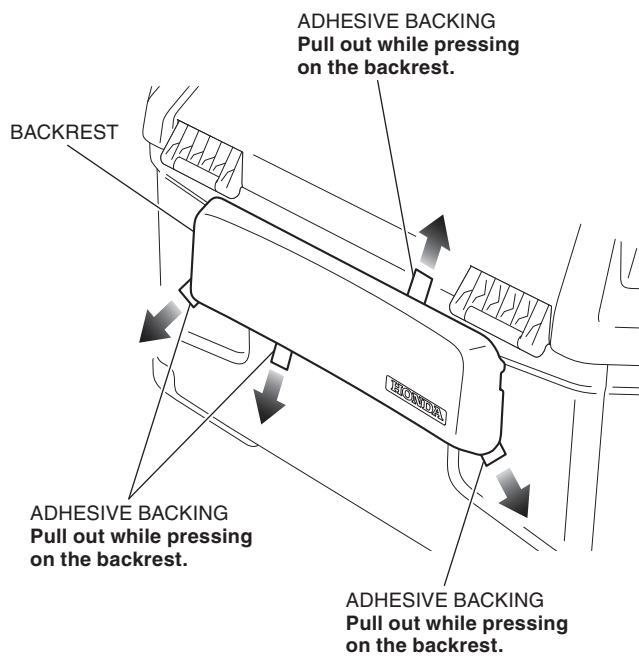
ADHESIVE BACKING  
Peel back leaving a  
little adhered.



3. Attach the backrest as shown.
- **Align the backrest with the shape of the top case.**



4. Remove the adhesive backing as shown.



5. Apply adequate pressure to the attached backrest.